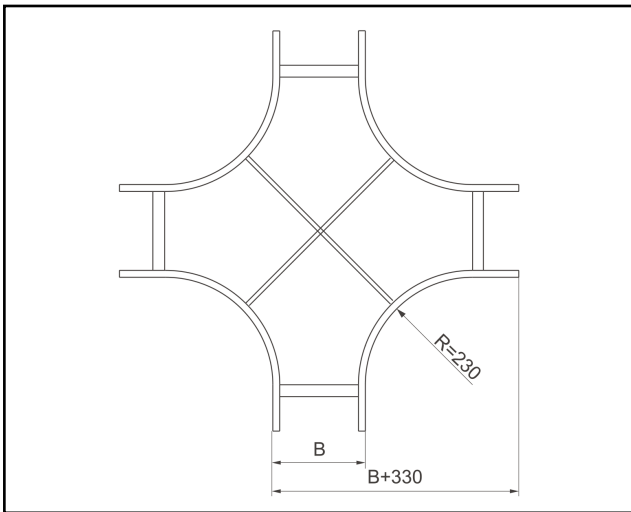
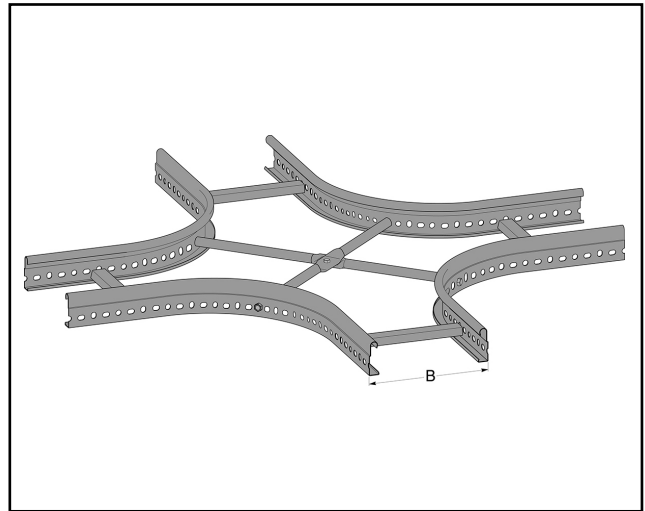



Cross piece ladder 400 mm

Use eight splices MP-107 per junction. NB: Widths 400-600 have several pins.



MP-no	GTIN	Dimension (LxBxH) mm	Weight kg	Surface	Max env. class	Pieces/ pack.
144S	7394333021423	1060x1060x56	5.13	Pre-galvanised sheet metal 20	C2	