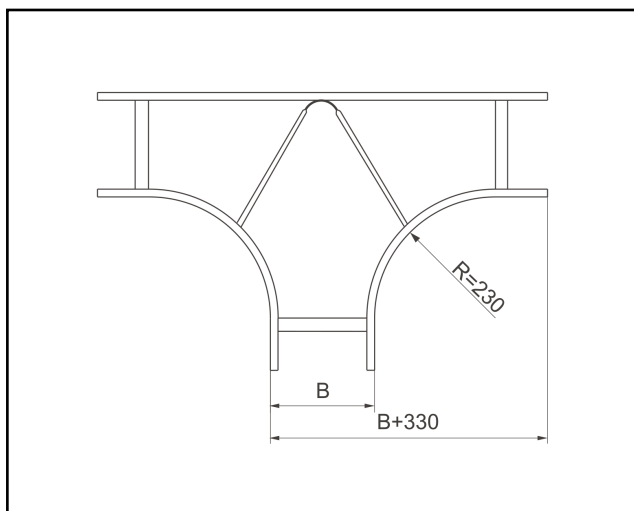
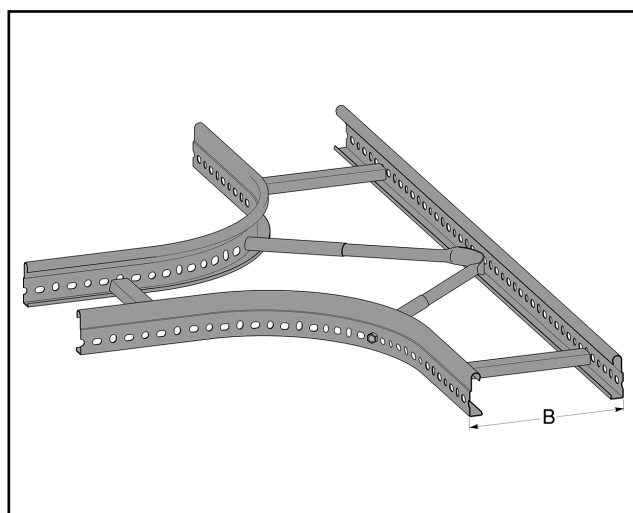



Tee piece ladder 500 mm

Use six splices MP-107 per junction. NB! Widths 400-600 have several pins.



MP-no	GTIN	Dimension (LxBxH) mm	Weight kg	Surface	Max env. class	Pieces/ pack.
135S	7394333018973	830x1160x56	4.72	Pre-galvanised sheet metal 20	C2	