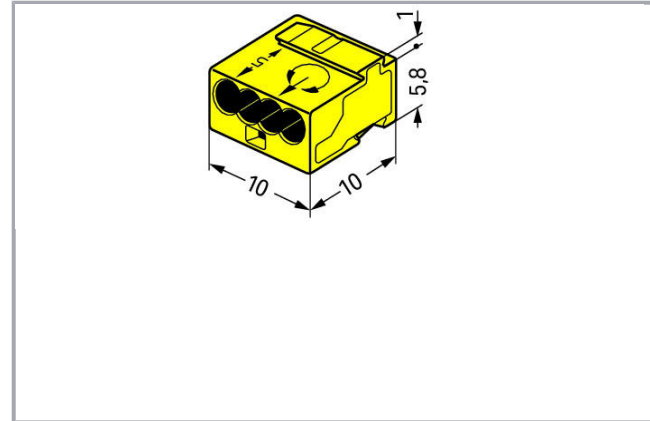


## Data sheet | Item number: 243-504

MICRO PUSH WIRE® connector for junction boxes; for solid conductors; 0.8 mm Ø; 4-conductor; light gray cover; Surrounding air temperature: max 60°C; yellow



[www.wago.com/243-504](http://www.wago.com/243-504)



RoHS Compliant

Color:

### Item description

#### Safety information 1:

When using conductors of the same diameter, Ø 0.5 mm / 24 AWG or Ø 1 mm / 18 AWG are also possible.

### Data

#### Electrical data

#### Ratings per IEC/EN 60664-1

Rated voltage (II / 2)	100 V
Rated impulse voltage (II / 2)	1.5 kV
Rated current	6 A
Legend (ratings)	(II / 2) ≙ Overvoltage category II / Pollution degree 2

Subject to changes.


WAGO Kontakttechnik GmbH & Co. KG  
Hansastr. 27  
32423 Minden  
Phone: +49571 887-0 | Fax: +49571 887-169  
Email: [info.de@wago.com](mailto:info.de@wago.com) | Web: [www.wago.com](http://www.wago.com)

Do you have any questions about our products?  
We are always happy to take your call at +49 (571) 887-44222.


## Connection data

Connection technology	PUSH WIRE®
Actuation type	Push-in
Connectable conductor materials	Copper
Conductor diameter	0.6 ... 0.8 mm
Strip length	5 ... 6 mm / 0.2 ... 0.24 inch
Total number of connection points	4
Total number of potentials	1
Number of connection types	1
Number of levels	1
Type of wiring	Side-entry wiring


## Installation Notes



Strip solid conductors to 5 ... 6 mm (0.2 ... 0.24 inch).




Termination: Insert stripped solid conductor until it hits backstop.




Removal: Hold conductor to be removed and twist alternately left and right while pulling the connector.

Subject to changes.




**Connector strips:**

Assembling modular connectors into connector strips.




**Commoned connector strips**



Testing via test ports opposite to conductor entry.

Subject to changes.



**WAGO's 243 Series MICRO PUSH WIRE®**  
Connectors for junction boxes can be used in both communication and alarm systems according to the VdS (German Association of Property Insurers) guidelines.

No general approval is given to PUSH WIRE® connectors by the VdS association. The connectors must be tested together with the different parts of the system.

The requirements for connectors are specified in the VdS guidelines for junction boxes (VdS 2116) in section 8.7: "The junction box connectors must be designed to guarantee a reliable and stable connection."

The verification of the fulfillment of these requirements is documented in the VDE test report No. 2574-1440-4031 for the insulated 243 Series PUSH WIRE® Connectors for junction boxes.

Subject to changes.