

786012302402





Switch mode power supply

Technical description: Switch mode power supply, 60 W output, 24 V output, Standard, Embedded fuse + output voltage regulator, AC/DC (not polarized) input, DC output, nominal voltage 230 V, operating from 88 to 265 V (AC) and from 140 to 370 V (DC), ambient temperature from -20 to +70 °C

Commercial description: Switch mode power supply, high efficiency, low profile modular DC power supply for electrical cabinets with ZVS (Zero-voltage-switching), quasi-resonant mode switching.

[BROWSE PRODUCT PAGE](#)

Technical Features:

Ambient temperature range:	-20...70 °C
Dimension:	70x84x56.5 mm
Nominal voltage ac:	230 V
Nominal voltage dc:	220 V
Operating range ac:	88...265 V
Operating range dc:	140...370 V
Rated power:	60 W
Rated voltage contact:	24 V AC
Certifications and quality approvals (according to code):	   

Need more information?

[Contact our sales](#) [Find a dealer](#)