

## ZF 232-22

- 4 Contacts
- Also available as safety foot switch
- Low operating height of pedal
- Cable entry M 20 x 1.5
- High level of stability
- Metal enclosure
- single-pedal types

## Data

### Ordering data

Product type description	ZF 232-22
Article number (order number)	151181539
EAN (European Article Number)	4030661527789
eCl@ss number, version 12.0	27-37-12-18
eCl@ss number, version 11.0	27-37-12-18
eCl@ss number, version 9.0	27-37-12-18
ETIM number, version 7.0	EC001258
ETIM number, version 6.0	EC001258

### Approvals - Standards

Certificates	cULus CCC
--------------	--------------

### General data

Standards	BG-GS-ET-15 DIN VDE 0660-200 EN IEC 60947-5-1
-----------	---

Housing material	Aluminium
Housing coating material	powder-coated
Material of the housing cover	Aluminium
Material of the pedal	Glass-fibre, reinforced thermoplastic
Material of the protective shield	Aluminium
Colour of the housing	RAL 9006 (White aluminum)
Gross weight	1,202 g

### General data - Features

Probing possible	Yes
Number of normally closed (NC)	2
Number of normally open (NO)	2

### Mechanical data

Mechanical life, minimum	1,000,000 Operations
--------------------------	----------------------

### Mechanical data - Connection technique

Termination	Screw terminals M20 x 1.5
Cable section, maximum	1 x 2.5 mm <sup>2</sup>
Note (Cable section)	All indications including the conductor ferrules.

### Mechanical data - Dimensions

Width	170 mm
Height	189 mm
Depth	274 mm

### Ambient conditions

Degree of protection	IP65
Ambient temperature	-25 ... +70 °C

## Ambient conditions - Insulation values

Rated insulation voltage $U_i$	500 V
Rated impulse withstand voltage $U_{imp}$	6 kV

## Electrical data

Thermal test current	10 A
Utilisation category AC-15	230 VAC
Utilisation category AC-15	4 A
Utilisation category DC-13	24 VDC
Utilisation category DC-13	1 A
Switching element	NO contact, NC contact
Switching principle	Snap action

## Ordering code

Product type description:

(1)F(2) 232-(3)-(4)

(1)

---

<b>T</b>	Slow action (not for AF/S)
<b>Z</b>	Snap action

(2)

---

<b>without</b>	without protective shield
<b>H</b>	with protective shield

(3)

---

<b>11</b>	1 NO contacts/1 NC contact
<b>02</b>	2 NC contact
<b>20</b>	2 NO contacts
<b>22</b>	2 NO contacts/2 NC contact
<b>04</b>	4 NC contact

40

4 NO contacts

(4)

HD

phase actuation with pressure point

F

with start/stop function

## Pictures

### Product picture (catalogue individual photo)



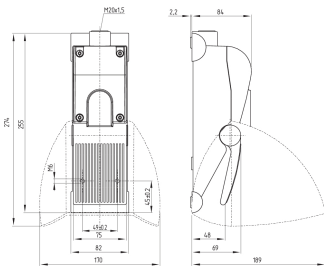
ID: ktf--f01

| 304.5 kB | .jpg | 352.778 x 264.936 mm - 1000 x 751 px - 72 dpi

| 27.6 kB | .png | 74.083 x 55.739 mm - 210 x 158 px - 72 dpi

| 34.7 kB | .jpg | 123.472 x 92.781 mm - 350 x 263 px - 72 dpi

### Dimensional drawing basic component



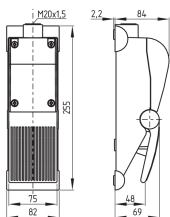
ID: 5tfh-g01

| 42.1 kB | .cdr |

| 5.1 kB | .png | 74.083 x 59.972 mm - 210 x 170 px - 72 dpi

| 145.0 kB | .jpg | 352.778 x 285.044 mm - 1000 x 808 px - 72 dpi

### Dimensional drawing basic component



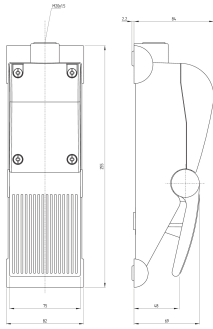
ID: 1tf--g01

| 33.0 kB | .cdr |

| 7.6 kB | .png | 74.083 x 51.506 mm - 210 x 146 px - 72 dpi

| 89.6 kB | .jpg | 352.778 x 245.181 mm - 1000 x 695 px - 72 dpi

### Dimensional drawing basic component



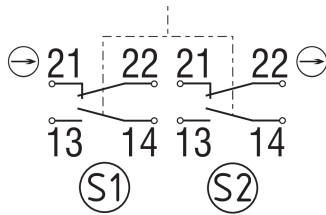
ID: ktf--g01

| 31.9 kB | .cdr |

| 5.5 kB | .png | 74.083 x 114.3 mm - 210 x 324 px - 72 dpi

| 200.6 kB | .jpg | 352.425 x 544.689 mm - 999 x 1544 px - 72 dpi

## Diagram



ID: ktf--k12

| 17.9 kB | .cdr |

| 101.3 kB | .jpg | 352.778 x 228.953 mm - 1000 x 649 px - 72 dpi

| 4.1 kB | .png | 74.083 x 47.978 mm - 210 x 136 px - 72 dpi

Schmersal Ltd., Sparrowhawk Close, WR14 1GL Malvern

The details and data referred to have been carefully checked. Images may diverge from original. Further technical data can be found in the manual. Technical amendments and errors possible.

Generated on: 12/12/2023, 09:44