

NH1 gG 250A/500V



Specifications

ETI Code	004184219
Description	NH1 gG 250A/500V
Class name	Fuse link
Rated current (A)	250
Type	NH
Size	NH1
Characteristics	gG
Rated AC voltage (V)	500
Rated DC voltage (V)	250
Indicator	Combination fuse status indicator
Breaking capacity AC (kA)	120
Power dissipation (W)	17
Standards	IEC 60269-1, IEC 60269-2
Operating joule integral (A2s)	812.000
Prearcing joule integral (A2s)	191.000
Application	For cable protection
efuse	1
	0

[Online product page](#)

Other documentation

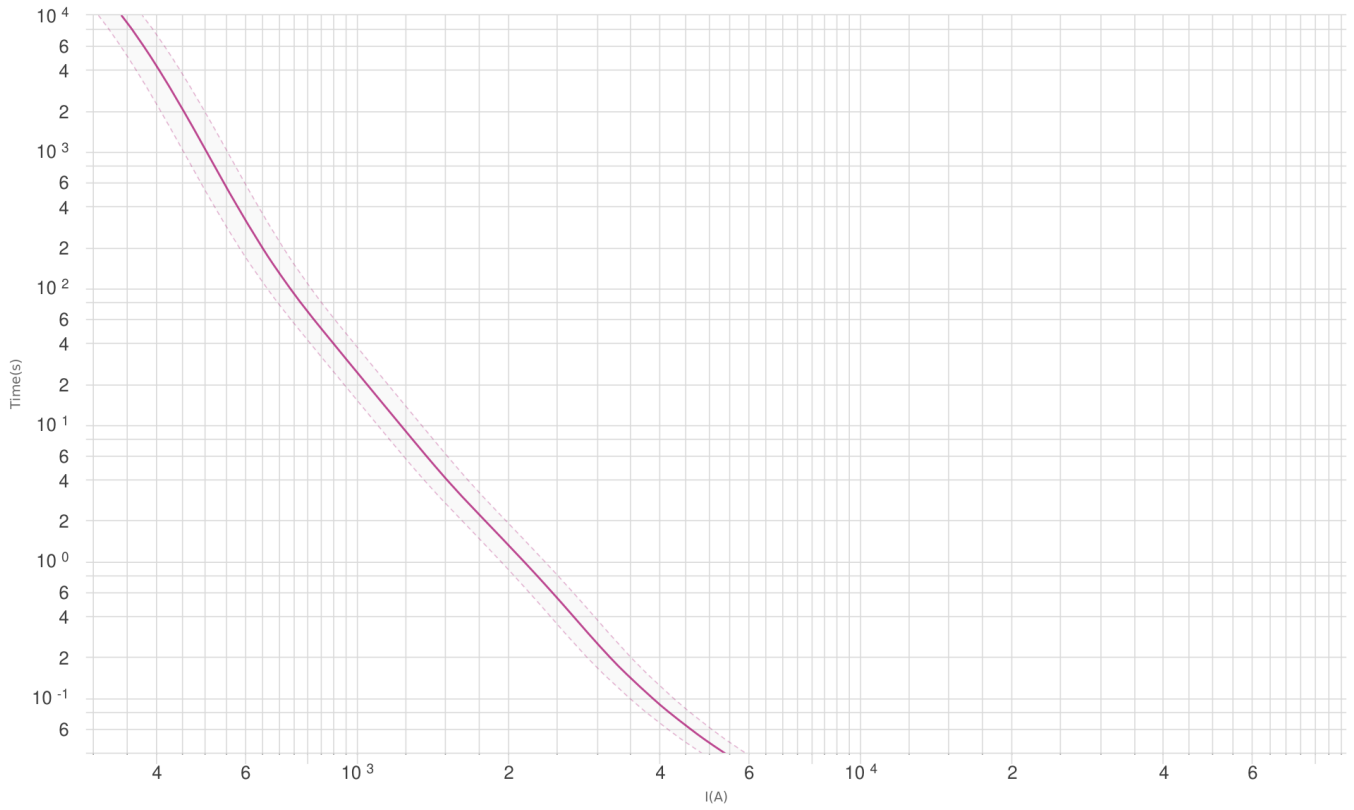


[Technical data catalogue](#)
[Certificate](#)
[3D Model](#)
[Instruction manual](#)
[CE declaration](#)
[Eplan file](#)

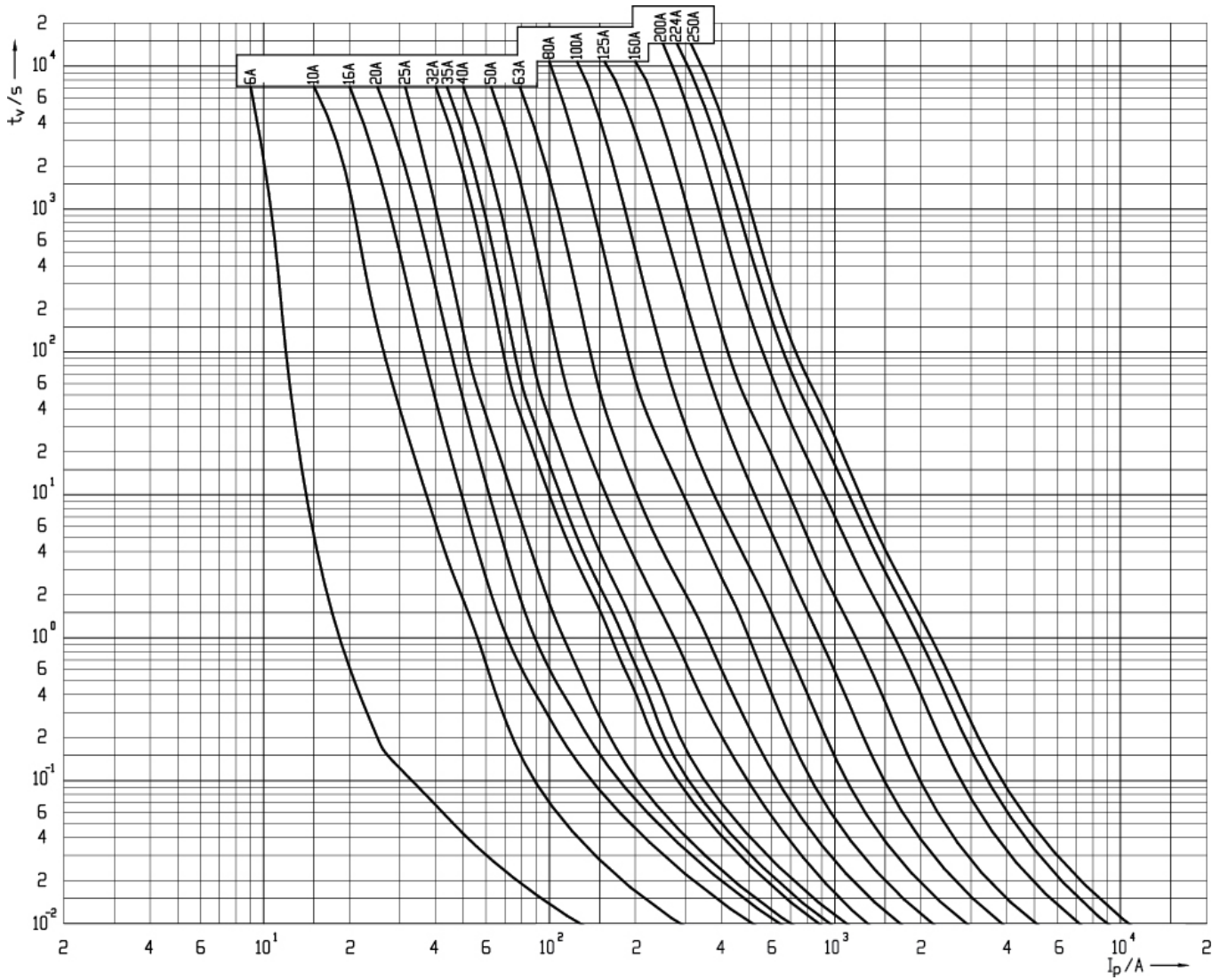
ETIM international clasification

Classification	EC000055
Class name	Low Voltage HRC fuse
Rated voltage at DC	250
Construction size	NH1
Nominal rated current	250A
Nominal rated voltage	500V
Voltage type	AC
Rated switching capacity	120kA
Utilization category	gL/gG (cable protection/equipment protection)
Type of fuse status indicator	Combination fuse status indicator

Characteristics

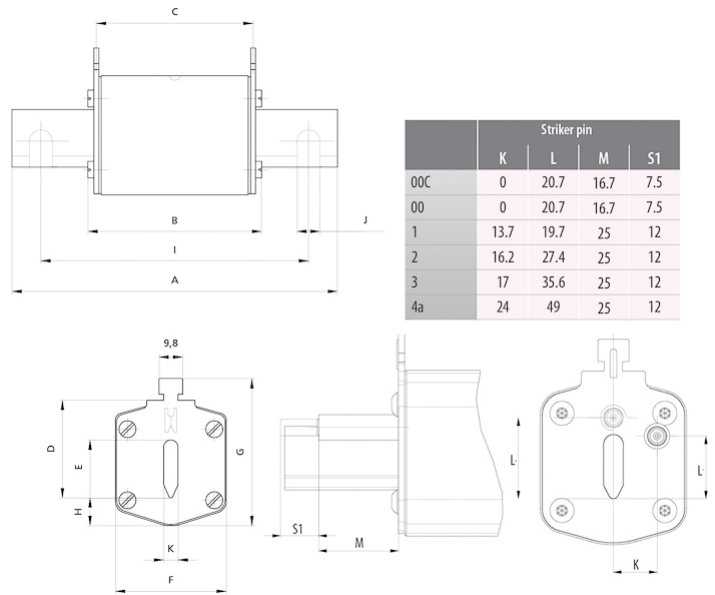


Characteristics



Dimension drawing

	A	B	C	D	E	F	G	H	I	J	K	
NV00C	79	53	47	35	15	21	52	7,5			6	kombi
NV00C I	79	53	47	35	15	21	52	7,5			6	kombi
NV00	79	53	47	35	15	28	56	12			6	kombi
NV00 I	79	53	47	35	15	28	56	12			6	kombi
NV0	125	68	65	35	15	28	56	12			6	kombi
NV1C	135	68	65	40	15	28	61	12			6	kombi
NV1C I	135	68	65	40	15	28	61	12			6	kombi
NV1	135	72	65	40	20	46	65	14			6	kombi
NV1 I	135	72	65	40	20	46	65	14			6	kombi
NV2C	150	72	65	48	20	46	73	14			6	kombi
NV2C I	150	72	65	48	20	46	73	14			6	kombi
NV2	150	72	65	48	26	54	73	14			6	kombi
NV2 I	150	72	65	48	26	54	73	14			6	kombi
NV3C	150	72	65	60	26	54	84	14			6	kombi
NV3	150	72	65	60	33	65	84	14			6	kombi
NV4	200	75	66	87	50	100	121	24	150	16	8	
NV4a	200	99	87	85	50	95	121	27			6	
NV4a SI*	200	99	87	85	50	95	121	27			6	
NV1/1000V	155	90	87	40	20	45	59	9			6	



Cut-off current characteristics

