



Quality and reliability is our tradition

**KYORITSU**

**6**  
*in* **1**

**Continuity  
Insulation**

**Loop  
RCD**

**Contact Voltage  
Mains Voltage**

# Multifunction Tester

with Memory and Download Results to PC!



- Continuity  
20/200Ω  
200mA Test Current
- Insulation  
500/1000V, 20/200MΩ  
1mA Rated Test Current
- Loop Impedance  
20/2000Ω  
15mA Test Current at 2000Ω (No RCD Trip)
- RCD  
10/30/100/300/500mA  
×1/2, ×1, Fast Trip (40ms), DC, Auto Ramp
- Uc (Contact Voltage) 100V
- Designed to IEC 61010-1, IEC 61557
- Data Memory : 300 measured results
- Download Results to PC by Using 8212 Data Communication Adapter through Optical RS-232C Port.

**KEW MULTIFUNCTION TESTER**

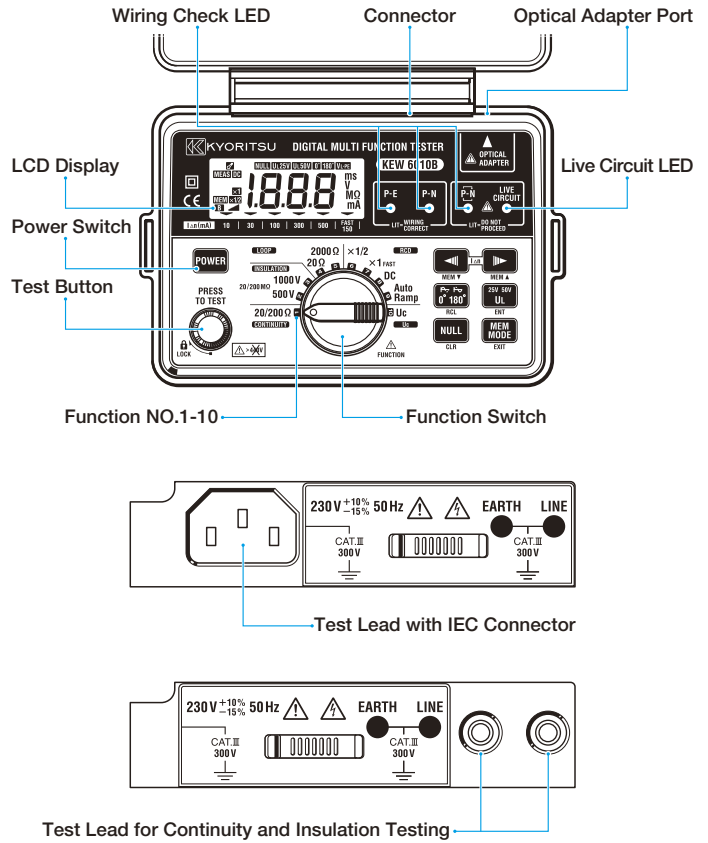
**KEW 6010B**

**KYORITSU ELECTRICAL INSTRUMENTS WORKS,LTD.**

## Specifications

<b>Continuity Testing</b>		
Measuring Range		20/200Ω (Auto-Ranging)
Open Circuit Voltage		>6V
Short Circuit Current		>200mA
Accuracy		±(3%rdg+3dgt)
<b>Insulation Resistance Testing</b>		
Measuring Range		20/200MΩ(Auto-Ranging)
Test Voltage		500/1000V
Open Circuit Voltage		+20%-0%
Rated Current		>1mA
Accuracy		±(3%rdg+3dgt)
<b>LOOP Impedance Testing</b>		
Impedance Range		20Ω/2000Ω
Rated Voltage		230V +10%-15% [50Hz]
Normal Test Current		20Ω: 25A/10ms 2000Ω: 15mA/350ms max.
Accuracy		±(3%rdg+8dgt)
<b>RCD Testing</b>		
Test Current (Test Current Duration)	×1/2, ×1	10, 30, 100, 300, 500mA (2000ms)
	FAST	150mA(50ms)
	DC	10, 30, 100, 300mA (2000ms), 500mA(200ms)
	Auto Ramp	Goes up by 10% from 20% to 110% of IΔn. 300ms x 10
Rated Voltage		230V+10%-15% 50Hz
Accuracy	Test Current	×1/2 : -8%-2% ×1, FAST : +2%+8% DC : ±10% Auto Ramp: ±4% Trip Time ±(1%rdg+3dgt)
<b>Uc Testing</b>		
Measuring Range		100V
Rated Voltage		230V +10%-15% [50Hz]
Test Current		5mA at IΔn=10mA 15mA at IΔn=30/100mA 150mA at IΔn=300/500mA
Accuracy		+5%+15%rdg ±8dgt
<b>General</b>		
Safety Standard		IEC61010-1 CAT.Ⅲ 300V Pollution degree 2 IEC61557-1, 2, 3, 4, 6, 10, IEC60529 (IP40)
Power Source		R6 or LR6 x8
Dimensions		175(L) x 115(W) x 86(D) mm
Weight		840g approx.
Accessories		7025 (Test Lead), KAMP10 (Test Lead with IEC Connector) Pouch for Test leads, Shoulder Strap, Shoulder Pad, Instruction Manual
Optionals		7133 (Distribution board test leads) 8212 (Data Communication Adaptor), KEW Report (Software)

## Instrument Layout



## Accessories

### MODEL 7025


### KAMP 10



AU : Australian plug



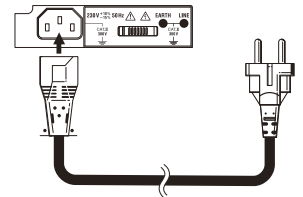
UK :British plug (13A)



EU : European SHUKO plug



SA :South African plug



## Optional Accessories

### MODEL 7133

### MODEL 8212 Data Communication Adaptor with "KEW Report"



#### "KEW Report" Software for report

"KEW Report" transfers measurement data from the KEW 6010B to a PC. Print or import the data into your report. KEW 6010B is connected to a PC via an optically-isolated RS232C interface cable (Model 8212 Data Communication Adaptor)

**! Safety Warnings :** Please read the "Safety Warnings" in the instruction manual supplied with the instrument thoroughly and completely for correct use. Failure to follow the safety rules can cause fire, trouble, electrical shock, etc. Therefore, make sure to operate the instrument on a correct power supply and voltage rating marked on each instrument.

■ For inquires or orders :



**KYORITSU ELECTRICAL INSTRUMENTS WORKS, LTD.**

No.5-20,Nakane 2-chome, Meguro-ku,  
Tokyo, 152-0031 Japan  
Phone:81-3-3723-0131  
Fax:81-3-3723-0152  
URL:http://www.kew-ltd.co.jp  
E-mail:info@kew-ltd.co.jp  
Factories:Uwajima & Ehime