

NEW

 Quality and reliability is our tradition
KYORITSU

AC DIGITAL CLAMP METER KEW 2117R

De Facto Standard 1000A AC Clamp meter



TRUERMS

TRUE RMS	CAT IV 300V	CAT III 600V	Ø33
MAX 1000A	AC A	DC AC V	NCV
Ω	•••••	DATA HOLD	AUTO POWER SAVE

- **Fully Safety jaw**
- **Ergonomic over-molded body gives convenient one-hand operation**
- **Large easy-to-read display with 0.01 A resolution**
- **Accurate reading with True RMS 60/600/1000A auto-ranging**
- **Long battery life**
- **Safety Standard IEC61010-1 CAT IV 300V / CAT III 600V**

CE

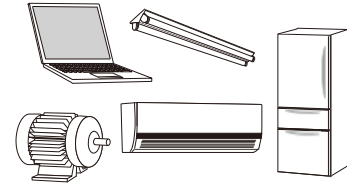
KYORITSU ELECTRICAL INSTRUMENTS WORKS, LTD.

<http://www.kew-ltd.co.jp>

● KEW 2117R Specifications

AC A	60.00/600.0/1000A (Auto-ranging) ±1.5%rdg±4dgt [45 - 65Hz] ±2.0%rdg±5dgt [40 - 1kHz]
AC V	60.00/600.0V (Auto-ranging) ±1.0%rdg±2dgt [45 - 65Hz] (600V) ±1.5%rdg±4dgt [40 - 1kHz] (60/600V)
DC V	60.00/600.0V (Auto-ranging) ±1.0%rdg±3dgt (60V) ±1.2%rdg±3dgt (600V)
Ω	600.0Ω/6.000/60.00/600.0kΩ (Auto-ranging) ±1.0%rdg±5dgt (600Ω) ±2.0%rdg±3dgt (6/60/600kΩ)
Continuity buzzer	600Ω (Buzzer sounds below 90Ω)
Conductor size	ø33mm max.
Applicable standards	IEC 61010-1 CAT IV 300V, CAT III 600V Pollution degree 2 IEC 61010-031, IEC 61010-2-032, IEC 61010-2-033, IEC 61326-2-2, IEC 60529, EN 50581(RoHS)
Power source	R03/LR03(AAA)(1.5V)x2
Continuous measuring time	Approx.170 hours (Auto power save : approx.10 minutes)
Dimensions/Weight	204(L)x81(W)x36(D)mm / 220g Approx. (including batteries)
Accessories	7066A (Test leads), 9079 (Carrying case), R03(AAA)x2, Instruction manual
Optional	8008 (Multi-tran)

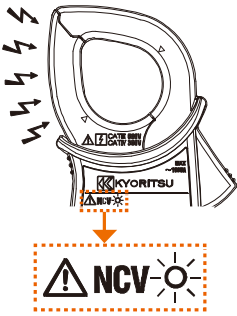
True RMS function for accurate readings also in presence of modern loads such as LED lamps, motor inverters, PCs, TVs, Air conditioners, etc.



Waveform	True RMS type TRUE RMS	Averaging value type
	✓ correct reading	✓ correct reading
	✓ correct reading	higher reading
	✓ correct reading	lower reading
	✓ correct reading	lower reading

NCV Function


Red LED for NCV lights up at all functions except for OFF when an electric field exceeding AC70V is detected by the sensor



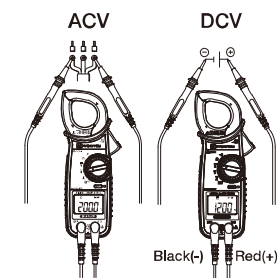
● Accessories



A Current Measurement



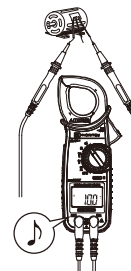
V Voltage Measurement



Ω Resistance Measurement



Continuity Measurement



● Optional



! Safety Warnings :

Please read the "Safety Warnings" in the instruction manual supplied with the instrument thoroughly and completely for correct use. Failure to follow the safety rules can cause fire, trouble, electrical shock, etc. Therefore, make sure to operate the instrument on a correct power supply and voltage rating marked on each instrument.

■ For inquires or orders :



**KYORITSU ELECTRICAL
INSTRUMENTS
WORKS, LTD.**

2-5-20, Nakane, Meguro-ku, Tokyo, 152-0031 Japan
Phone:+81-3-3723-0131
Fax:+81-3-3723-0152
E-mail:info-eng@kew-ltd.co.jp

<http://www.kew-ltd.co.jp>

