


## The self-tapping metal fixing for gypsum plasterboard and gypsum fibreboard



Wall lamps



Speaker cabinets

### BUILDING MATERIALS

- Gypsum fibreboard
- Gypsum plasterboard

### ADVANTAGES

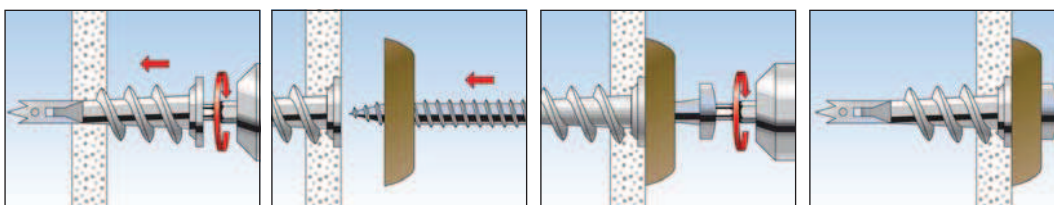
- Due to its material properties, the GKM can be used in gypsum plasterboard and gypsum fibreboard, and can be used with the most wide-ranging screws, hooks and eye screws. This allows for a broad range of applications.
- The sharp, self-tapping thread enables a secure, positive fit fixing. This achieves a high load-bearing capacity.
- The cross-drive recess means that a standard screwdriver or bit can be used. No special setting tool is required.
- The short fixing length means that only a small amount of space is required behind the board. As a result, the GKM can also be used in the case of unknown board thickness and cavity depth.

### APPLICATIONS

- Pictures
- Lighting
- Electrical installations
- Fitting accessories

### FUNCTIONING

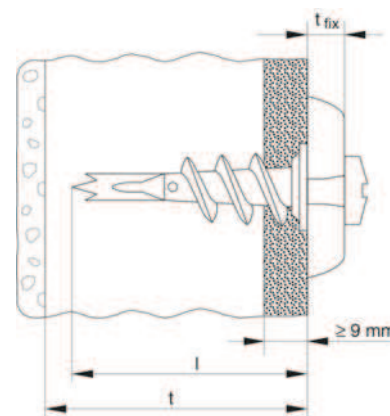
- The GKM is suitable for pre-positioned installation.
- The self-tapping metal fixing GKM taps itself into the plasterboard with a positive fit.
- Flush installation in the board building material. Overtightening the fixing should be avoided. Therefore, the installation torque should be limited when using a battery operated screwdriver.
- Adapted for wood, self-tapping and chipboard screws of 4.0 to 5.0 mm diameter.
- Pre-drill with a Ø 8 mm drill bit when using gypsum fibreboard and double-planked gypsum plasterboard.
- Not suitable for tiled plasterboard.



## TECHNICAL DATA



Plasterboard fixing metal **GKM**



Item	Art.-No.	Anchor length l [mm]	Min. thickness to first supporting layer t [mm]	Max. fixture thick- ness t <sub>fix</sub> [mm]	Screw d <sub>s</sub> x l <sub>s</sub> [mm]	Drive	Sales unit [pcs]
<b>GKM</b>	<b>024556</b>	31	35	—	4,0 - 5,0 x Ls	—	100
<b>GKM 12</b>	<b>040432</b> <sup>1)</sup>	31	35	12	4,5 x 35	PZ2	100
<b>GKM 27</b>	<b>040434</b> <sup>2)</sup>	31	35	27	4,5 x 50	PZ2	100

<sup>1)</sup> Supplied with plasterboard screws panhead.

<sup>2)</sup> Supplied with plasterboard screws countersunk head.

## LOADS

### Plasterboard fixing metal GKM

Highest recommended loads<sup>1)</sup> for a single anchor.

The given loads are valid for chipboard screws with the specified diameter.

Type			GKM
Chipboard screw	∅	[mm]	4,0 - 5,0
<b>Recommended loads in the respective base material F<sub>rec</sub></b> <sup>2)</sup>			
Gypsum plasterboard	9,5 mm	[kN]	0,07
Gypsum plasterboard	12,5 mm	[kN]	0,08
Gypsum plasterboard	2 x 12,5 mm	[kN]	0,11

<sup>1)</sup> Required safety factors are considered.

<sup>2)</sup> Valid for tensile load, shear load and oblique load under any angle.